

KNOWLEDGE DOCUMENT

## Book a bike

v1.0 | 26-3-2021

## Section overview

1. Registration / Register
2. App usage
3. Trip planning
- 4. Booking**
5. Payment methods
6. Transport services
7. Other

# Book a bike

This document explains how to book a shared bike.

Log in to the Turnn Maas Suite app (Figure 1)

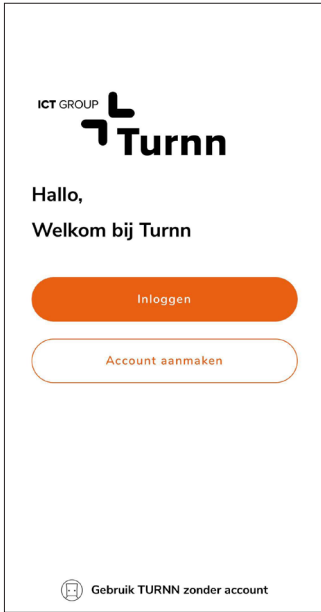


Figure 1: Turnn Maas Suite app

Select a trip that includes a shared bike (figure 3). Open the trip. Click on "Order".

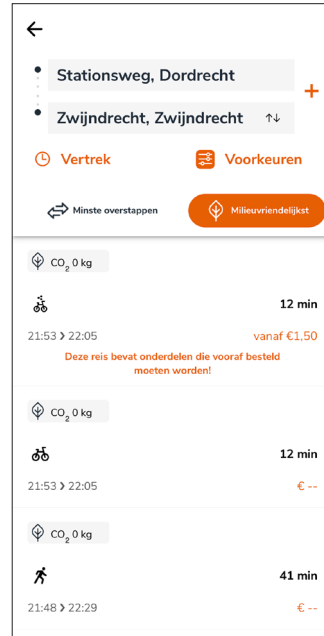


Figure 3: Planner results

Plan your trip (figure 2).

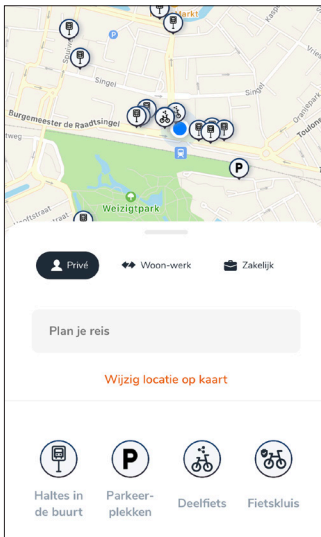


Figure 2: Plan trip

You will now see a list of all the shared bikes. Select the shared bike of your choice. Click on "Order" in the app (figure 4).

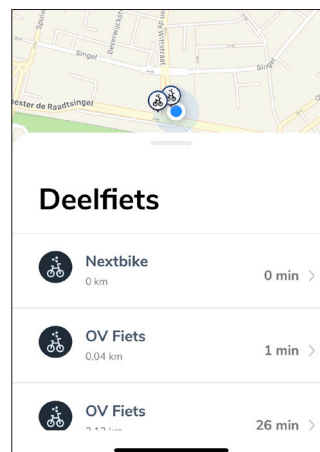


Figure 4: Shared bikes overview

# Book a bike

You can reserve the chosen bicycle sharing via the button "Website OV Fiets" (figure 5). Check your details and make the payment. You will receive confirmation of your booking.

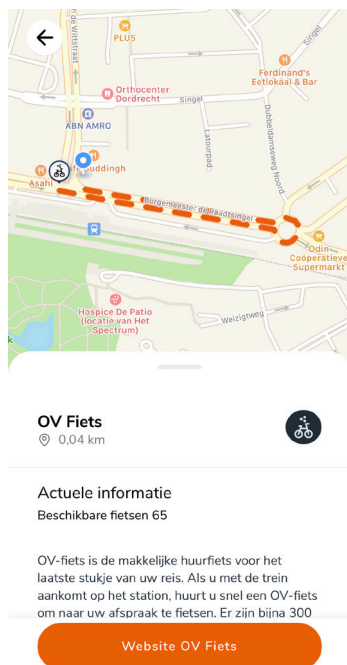


Figure 5: Book OV Fiets