

KNOWLEDGE DOCUMENT

Book a car

v1.0 | 26-3-2021

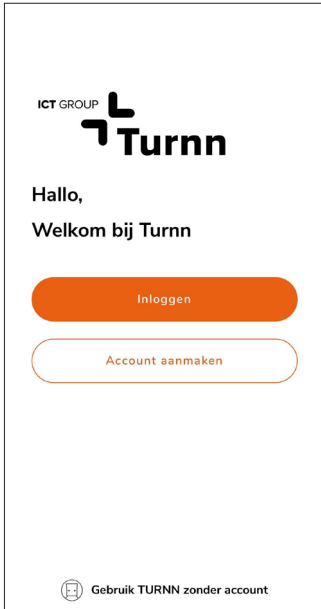
Section overview

1. Registration / Register
2. App usage
3. Trip planning
- 4. Booking**
5. Payment methods
6. Transport services
7. Other

Book a car

This document explains how to book a shared car.

Log in to the TURNN Maas Suite app (Figure 1)



Figuur 1: Turnn Maas Suite app

Tap on find shared travel (figure 3).

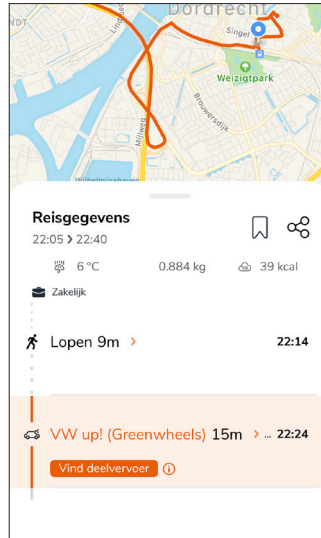


Figure 3: Finding shared travel

Plan your trip. Select a trip that includes a shared car (figure 2).

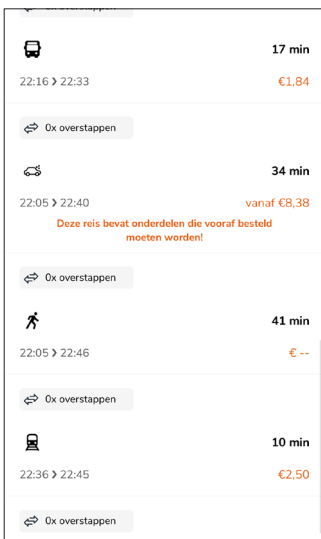


Figure 2: Plan trip

You now get an overview of all shared cars. Select the desired shared car. Click on order in app (figure 4).

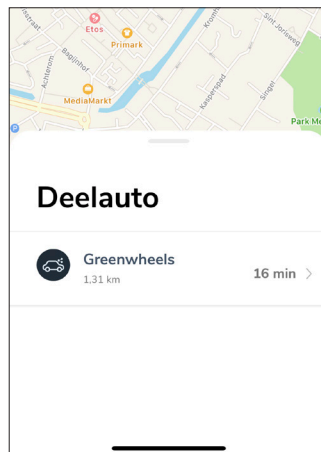


Figure 4: Overview of shared cars

Book a car

You will now see a list of all the shared cars. Select the shared car you would like to book. Click on “Order” in the app and check your details. Specify for which period and type of trip, and select your payment method

Greenwheels example:

You can reserve the chosen shared car via the button “Website Greenwheels” (figure 5). Check your details and make the payment. You will receive confirmation of your booking.

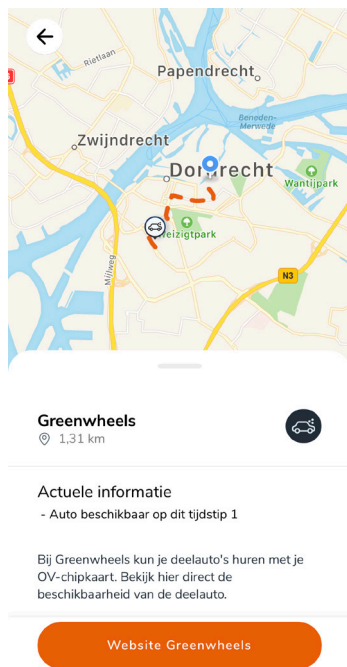


Figure 5: Greenwheels shared car