

KNOWLEDGE DOCUMENT

Buy tickets

v1.0 | 26-3-2021

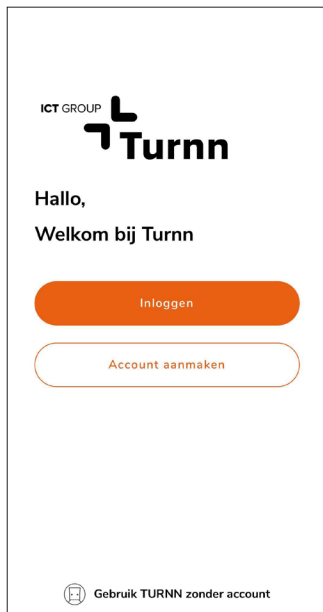
Section overview

1. Registration / Register
2. App usage
- 3. Trip planning**
4. Booking
5. Payment methods
6. Transport services
7. Other

How do I buy tickets?

This document explains how to buy tickets.

Log in to the TURNN Maas Suite app (Figure 1)



Figuur 1: Turnn Maas Suite app

Enter your start and end location. If necessary, enter your departure time and also your preferences (figure 3).

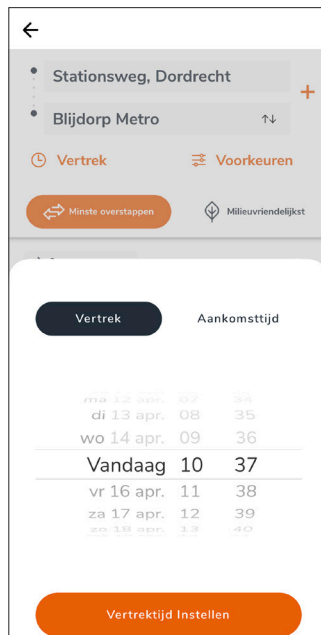


Figure 3: Plan trip

Select which trip you would like to take:

Private, Commuting, Business. Choose plan your trip (figure 2).

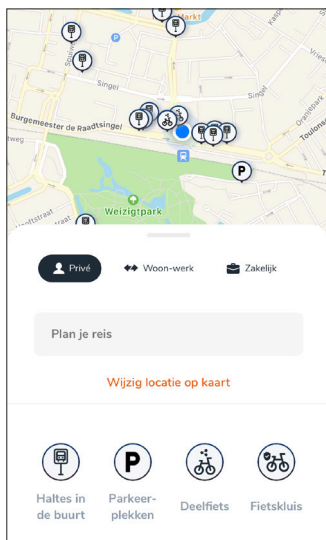


Figure 2: Select trip type

You will now see a list of trip options (figure 4). Choose whether you want to take a trip with:

- **Least switching**
- **Environmentally friendly**
- **Cheapest**
- **Fastest**

The default setting is "least switching".

How do I buy tickets?

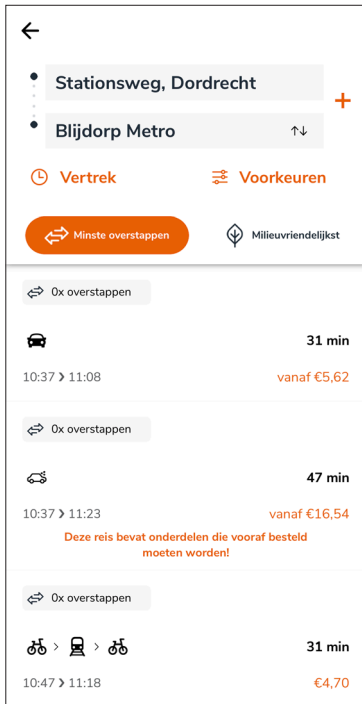


Figure 4: Journeys

Open the trip you would like to take. If your trip includes tickets, you can buy them via the app. Click on the button “Buy tickets” (figure 5).

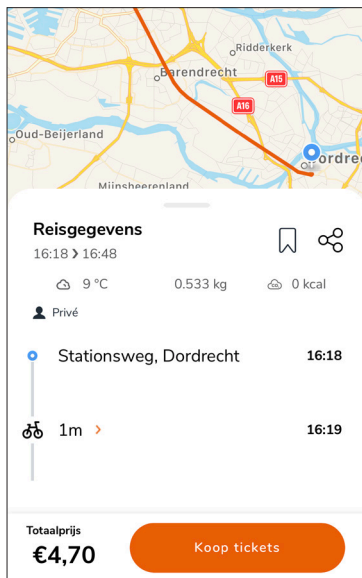


Figure 5: Trip detail and button

You will now see an overview of the tickets you can book. Select your tickets (figure 6).

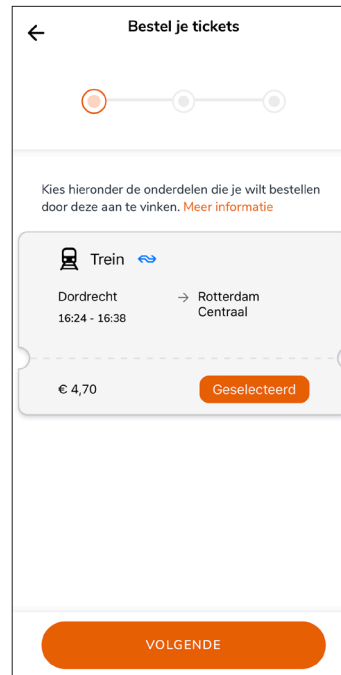


Figure 6: Order ticket(s)

Now check your personal details and select “Next” (figure 7).

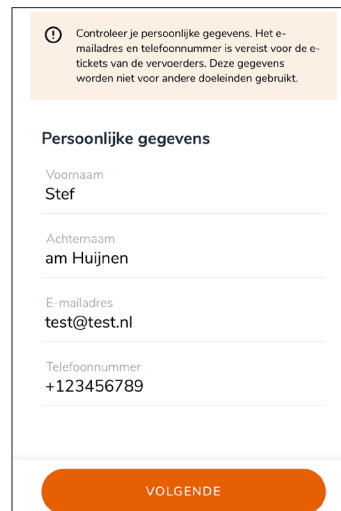


Figure 7: Personal details

How do I buy tickets?

Check your trip (figure 8). Select your preferred payment method. You have different payment methods depending on the type of trip. Please indicate if you are travelling with a wheelchair and agree to the terms and conditions. Click on “Confirm” and pay (figure 9).



Figure 8: Checking your trip

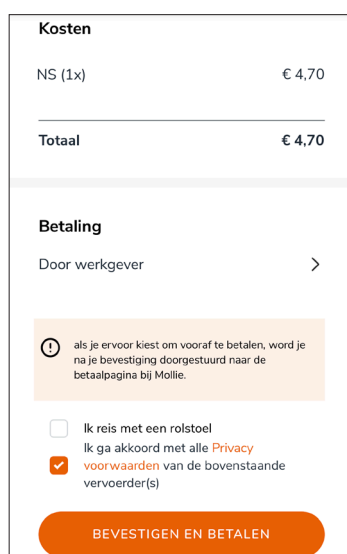


Figure 9: Finalizing payment

If you choose to pay in advance, you will be redirected to Mollie's payment page after your confirmation.

How do I buy tickets?

Link to Turnn Academy video: <https://youtu.be/4pcv0G8KSPw>