

KNOWLEDGE DOCUMENT

Plan a trip

v1.0 | 26-3-2021

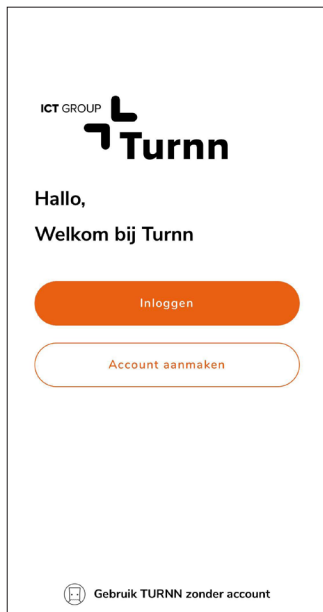
Section overview

1. Registration / Register
2. App usage
- 3. Trip planning**
4. Booking
5. Payment methods
6. Transport services
7. Other

How do I plan a trip?

This document explains how to plan a trip.

Log in to the TURNN Maas Suite app (Figure 1)



Figuur 1: Turnn Maas Suite app

Enter your start and end location. If necessary, enter your departure time and also your preferences (figure 3).

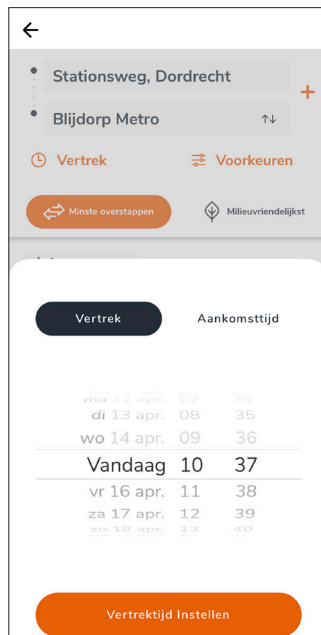


Figure 3: Plan trip

Select which trip you would like to take:

Private, Commuting, Business. Choose plan your trip (figure 2).

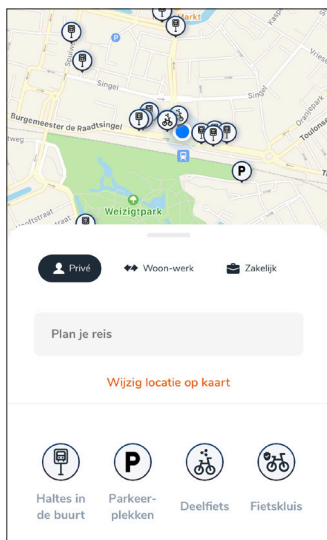


Figure 2: Select trip type

You will now see a list of trip options (figure 4). Choose whether you want to take a trip with:

- **Least switching**
- **Environmentally friendly**
- **Cheapest**
- **Fastest**

The default setting is "least switching".