

KNOWLEDGE DOCUMENT

## Use nearby services

v1.0 | 26-3-2021

## Section overview

1. Registration / Register
2. App usage
3. Trip planning
- 4. Booking**
5. Payment methods
6. Transport services
7. Other

# Use nearby services

This document explains how you can use the shared transport modes in your vicinity.

Log in to the Turnn Maas Suite app (figure 1). Make sure that you have activated "your location".

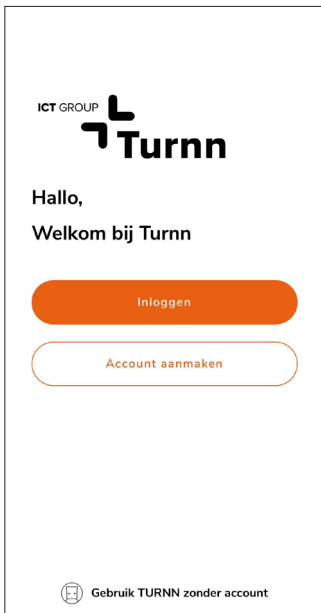


Figure 1: Log in

You can now see a list of shared transport modes that are available in your vicinity. Now select the car or bike/scooter icon (figure 2).

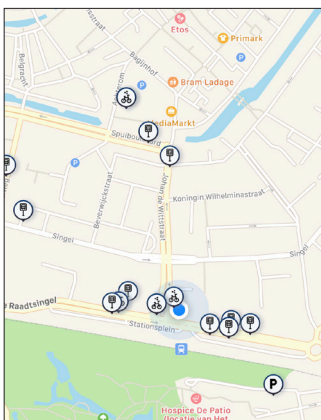


Figure 2: Nearby shared transport

You will now see a list of the nearest cars or bikes/ scooters (figure 3).

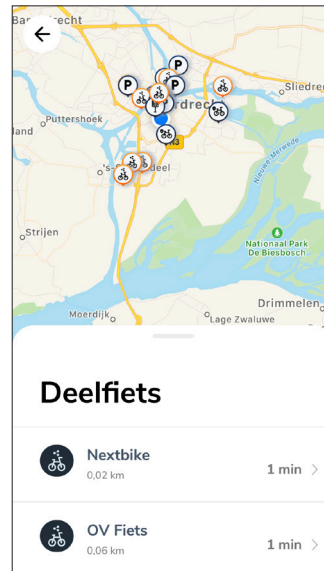


Figure 3: Nearest modalities

Choose the shared car or bike/scooter you would like (figure 4).



Figure 4: Choose a shared modality

# Use nearby services

Link to Turnn Academy video: <https://www.youtube.com/watch?v=FJbd1x-mhtE>